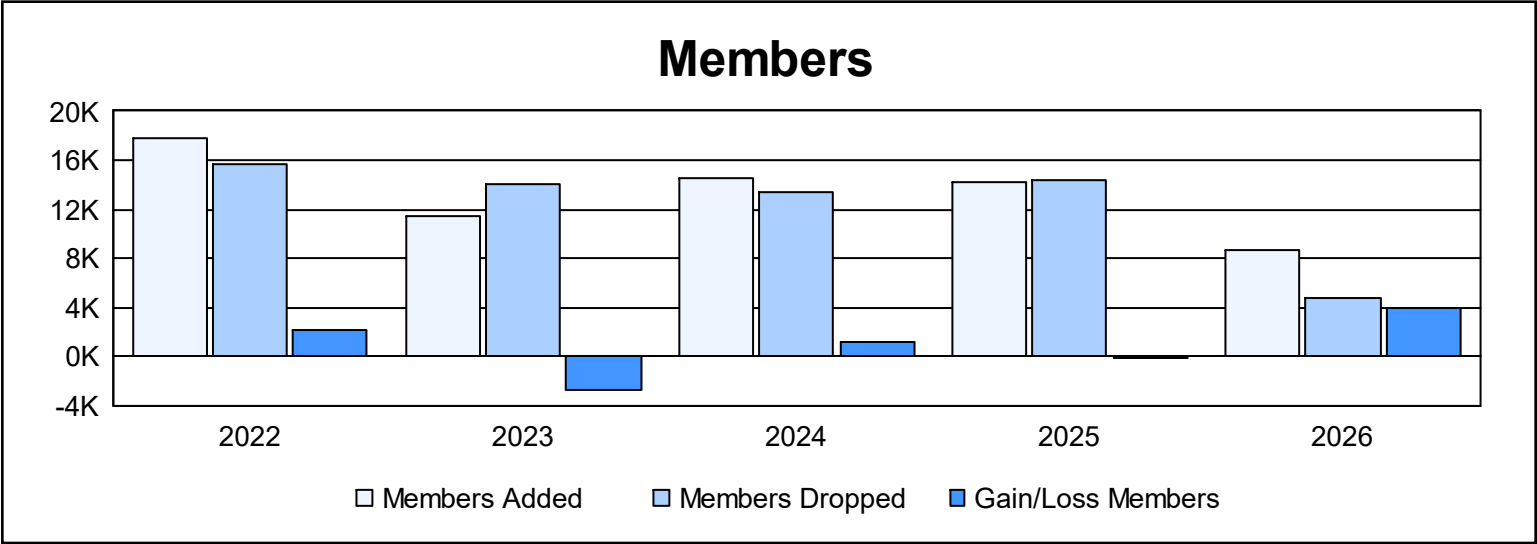
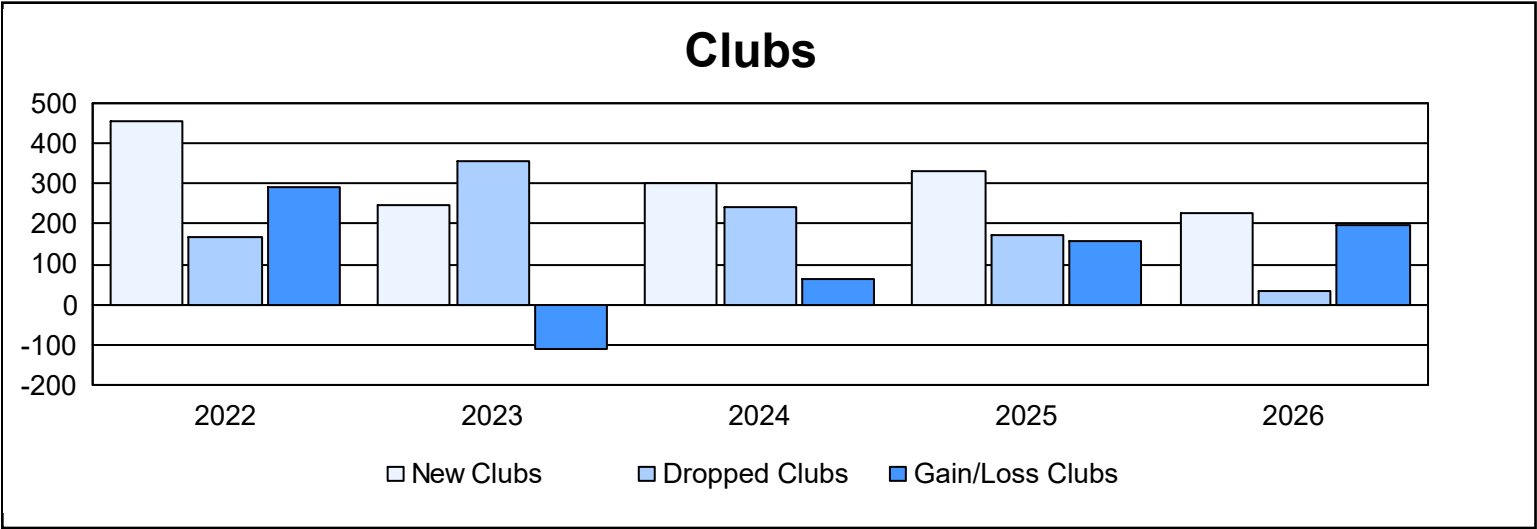
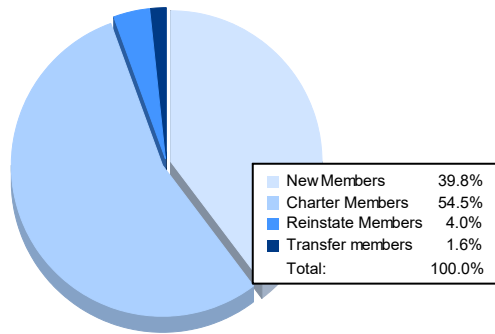


Year	New Clubs	Dropped Clubs	Gain/ Loss Clubs	New Members	Charter Members	Reinstate Members	Transfer Members	Total Member Added	Total Members Dropped	Gain/ Loss Members
2021-2022	455	165	290	6,471	10,948	310	97	17,826	15,674	2,152
2022-2023	245	357	-112	4,244	6,357	641	132	11,374	14,048	-2,674
2023-2024	301	239	62	6,243	7,131	883	252	14,509	13,336	1,173
2024-2025	332	174	158	4,913	7,354	1,658	267	14,192	14,296	-104
2025-2026	228	33	195	3,479	4,760	353	142	8,734	4,760	3,974
Average	312	194	119	5,070	7,310	769	178	13,327	12,423	904



Membership Composition

December 2025 Cumulative



Gender Composition

December 2025 Cumulative

